



Building trust
in eHealth
interoperability

Preparatory webinar



14-18 JUNE
2021

Anne-Gaëlle BERGE

technical.manager@ihe-europe.net

- List of testable profiles
 - Seeking partners
- Your next steps
 - Supportive/Thorough
 - Pre-connectathon tests
 - Share your configurations
 - Prepare your system to test online

The list is published

See

<https://tinyurl.com/eu2021-testable>

- Access it from <https://gazelle.ihe.net/content/EU2021> your main resource page



Milestones and timeline



Create an account and/or register to test at the connectathon



Access the "First time participant ever" form



Cheat sheets



Agenda



Training resources



Your monthly planning



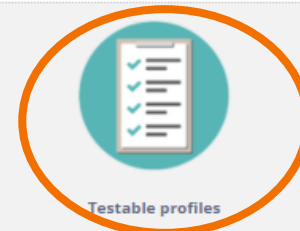
Gazelle user guides



Report issues/questions by emailing [technical.manager\[at\]ihe-europe.net](mailto:technical.manager@ihe-europe.net)



Register connectathon participants



Testable profiles



Google group



Resources for monitors



Test tools and testing tips



Live environment

- **In Green**
 - We have reached a amount of systems that allows us to be confident that we will be able to test the profile in June
- **In Orange (several cases)**
 - All actors are registered but with a very low number of systems for all or some of the actors
 - If one of the systems cancels, we might not be able to test the profile
 - Not all the actors are covered,
 - If no new system join for this profile, we might not be able to test the profile
- **Red:** We will definitely not be able to test it in June

Registration status

- IT-Infrastructure
 - XDS.b: 17 systems
 - MHD: 12 systems
 - PIX*/PDQ*: ~ 10 systems for each
 - PMIR : 5 systems
 - ATNA: 23 systems
 - XUA: 7 systems
- Radiology
 - ARI: 7 systems
 - CPI: 5 systems for each
 - SWF.b: 9 systems

- Tab « Seeking actors » list the profiles where we need to recruit more participants
 - ➔ IHE-Europe is contacting vendors to improve the profile coverage

If you feel you can fill out the gap for some of the orange profiles, you are more than welcome to send a note to technical.manager@ihe-europe.net

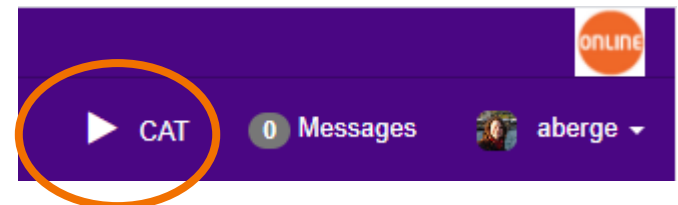
Register participants

- IHE-Europe needs to know the number of participants by April, 16th to organize
 - Monitors
 - Live environment
- If not done yet, add your participants
 - From [Registration > Testing session participants](#)
- You will still be able to change your list afterwards
 - Add/Remove or change names
- Access to the Live environment will be granted only to registered participants

Contracts

- Contracts are due **April, 19th** (this Friday)
 - Download it from Registration > Financial Summary
 - Send it to technical.manager@ihe-europe.net AND office@ihe-europe.net

Once we have received your contract, you will be able to see the [test plan](#) for your system(s) in Gazelle Test Management



- What does “Thorough” mean ?
 - You are asked to execute all the tests written for the profile/actor pair you claim support to
 - Usually, each peer-to-peer tests shall be repeated 3 times with 3 different partners
- What does “Supportive” mean ?
 - If you have already tested an actor at a previous connectathon, you can offer your support to others and get credits by performing a few tests
- Prerequisites to test as “Supportive”
 - The profile is in status **Final Text**
 - Your company has **successfully tested** this profile/actor pair at a previous connectathon
 - Your company has registered at least one product implementing this profile/actor pair in the **IHE Product Registry**

- IHE Product Registry
 - References your IHE Integration Statement
 - Access this tool [here](#)
- What are the benefits to register as “Supportive”?
 - Provide your support to other systems
 - Get results in the connectathon matrix by executing a few tests
 - You do not need to execute pre-connectathon tests
 - You will get credit if you execute at least one instance of a peer-to-peer test for this actor
- Read more
 - <https://gazelle.ihe.net/content/supportivethorough-testing>

- How to apply for “supportive” ?
 - From Registration > Manage systems
 - Then, edit a system (pencil icon) and move to the Profiles/Actors tab
 - When the profile is eligible for the Supportive status, you can select your choice
 - Please complete this task by **April, 23rd**









- Final decision
 - By May, 5th, your requests will be reviewed

Requested testing type	Testing type reviewed	Testing type
N/A		Thorough
N/A		Thorough
N/A		Thorough
N/A		Thorough
N/A		Thorough
<div style="border: 1px solid #ccc; padding: 2px;"> Thorough ▾ </div>	false	Thorough
<div style="border: 1px solid #ccc; padding: 2px;"> Please Select... </div>	false	Thorough
<div style="border: 1px solid #ccc; padding: 2px;"> Thorough </div>		
<div style="border: 1px solid #ccc; padding: 2px;"> Supportive </div>		

- What are they ?
 - Pre-connectathon tests are preparatory tests, executed against test tools
- Why you need to perform them ?
 - To prepare your system
 - To gain confidence in your system
 - To experience tools that are to be used during the event
 - To save time during the Connectathon week
 - Some tests can be performed in advance, ex: ATNA Questionnaire

- Are they reviewed by monitors ?
 - NO
 - The technical management team will
 - ensure that you have executed your tests
 - perform some random checks
- What is the deadline ?
 - We recommend that you have executed all the tests by May, 26th
- How to gain support ?
 - Post your questions and issues on the EU_connectathon [Google group](#)

- Where to find them ?
 - Under Connectathon > Pre-connectathon > [Pre-connectathon testing](#)
 - Click on the number in the “To complete” column for one of your systems

Test	Integration Profile	Actor	Int Prof. option	Option	Status	Action
10900  	CT	TIME_CLIENT	NONE	R		Return log file
10911  	CT	TIME_CLIENT	NONE	R		Return log file
11099 - Read ATNA Resources page  	ATNA	SA	NONE	R		Return log file
11100 - Obtain Digital Cert  	ATNA	SA	ATX_TLS_SYSLOG	R		Return log file

Link to test description

Display test summary

Click here to return results

- Connectathon is not only a place to test your system but also to assess the proper functioning of the IHE profiles
 - Trial implementation profiles
- You are part of the IHE continuous improvement process
 - IHE committees expect your feedback on
 - White papers
 - Trial implementation profiles
 - Final text profiles
- Each IHE domain offers a form to collect feedback on all the profiles they publish
 - https://www.ihe.net/resources/public_comment/

- This year's Connectathon is ONLINE
 - → We cannot set up a dedicated private network like we do when we are all testing on the Connectathon floor
- We will test over the Internet
 - You will have to configure your network to allow yours peers to contact you and to be able to contact your peers
 - Your system's configurations shall be entered in Gazelle the soonest for others to configure their infrastructure
 - Educational webinar (Configuration section in Gazelle Test Management)
 - [Recording](#)
 - [Slides](#)

- What are the steps?
 - Between today and May, 21st
 - Review the configuration page in Gazelle Test Management and update it to match your infrastructure: **Make sure you provide a public IP address**
 - Approve the entries while you update/confirm them
 - Make sure you know what is the process to update your company's firewall
 - May, 26th
 - Connectivity test kick-off webinar
 - From May, 26th to June, 11th
 - Configure your infrastructure/system and perform tests against your future peers
 - ➔ Make sure you will be able to connect to your peers on June, 14th when Connectathon starts

April/May Webinar serie

- To be scheduled by Apr, 16th
- Topics
 - How to on testing tools
 - Gazelle Proxy
 - Patient Manager (Feed your system with pre-defined demographics)
 - Order Manager (Create and access radiology worklists)
 - Gazelle Security Suite (Request a certificate, fill out your ATNA questionnaire and so on)
 - Gazelle Test Management (Start a test, validate samples)
 - First time participants
 - What are your first tasks on Monday, June 14th when connecting to the tool
 - How to use Gazelle Test Management to execute tests
 - What will your week look like

- Live environment
 - Live environment will provide a **realtime conversational solution** between participants & monitors with all features required to assist and help the organization of the Test event in a remote context
 - Fill out our survey so that we can take your constraints into account (as best as we can)
 - You should have received the link via email